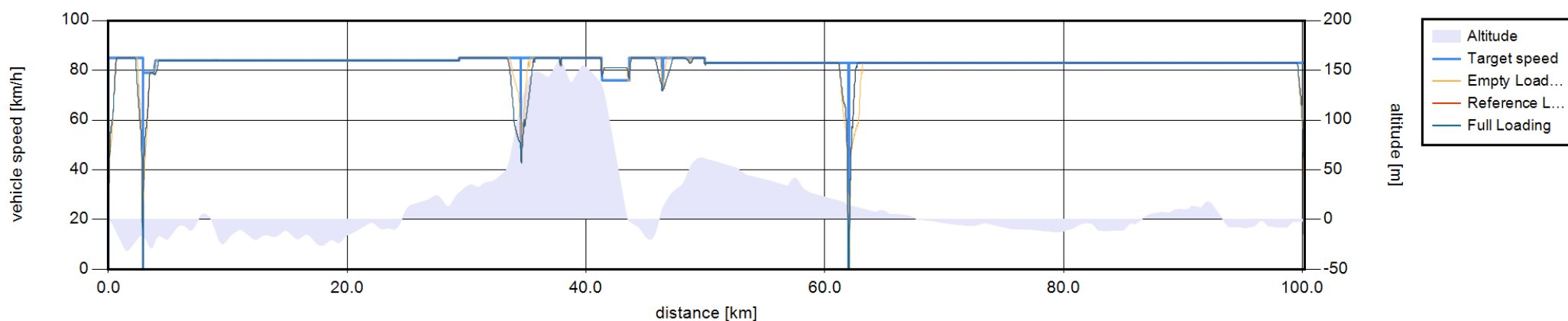


Long Haul

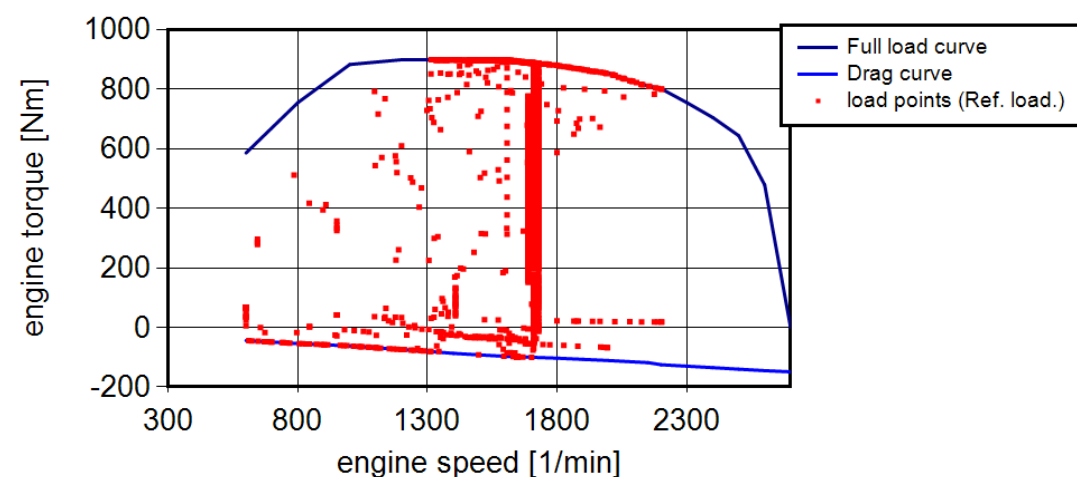


11.9t 4x2 Rigid Truck

HDV Class 2



Loading		Empty	Reference	Full
		0.0 t	4.2 t	4.2 t
Ø Speed		km/h	79.2	79.1
FC	l / 100 km	22.7	25.4	25.4
	l / 100 t.km	-	6.1	6.1
CO2	g / km	597.8	666.6	666.6
	g / t.km	-	160.6	160.6

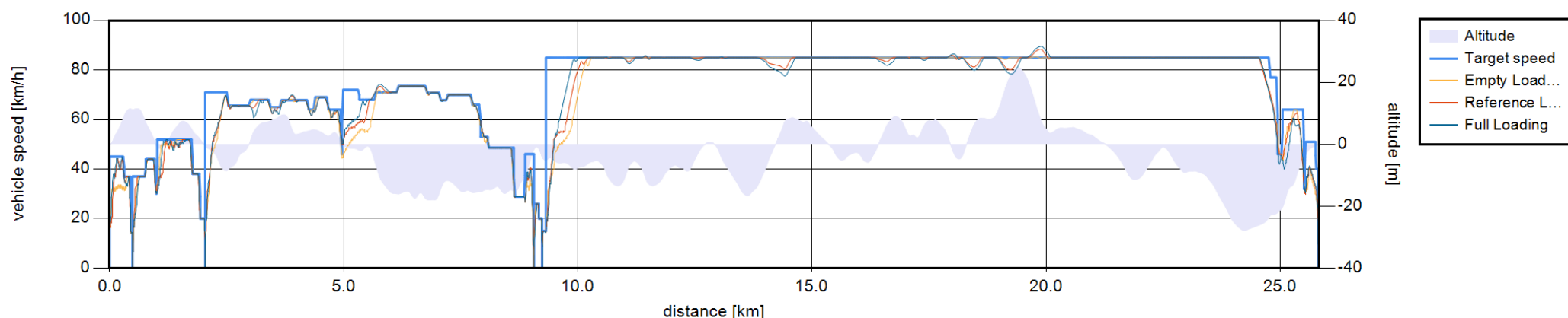


Regional Delivery

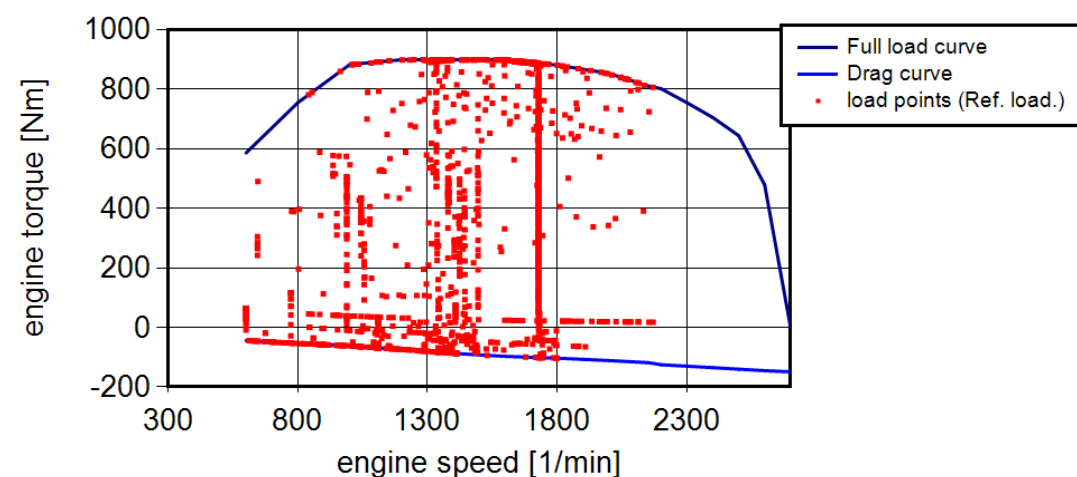


11.9t 4x2 Rigid Truck

HDV Class 2



Loading		Empty	Reference	Full
		0.0 t	3.0 t	4.2 t
Ø Speed		km/h		
		57.5	58.0	58.0
FC	l / 100 km	21.7	24.1	24.9
	l / 100 t.km	-	8.1	6.0
CO2	g / km	570.9	632.8	655.7
	g / t.km	-	212.1	158.0

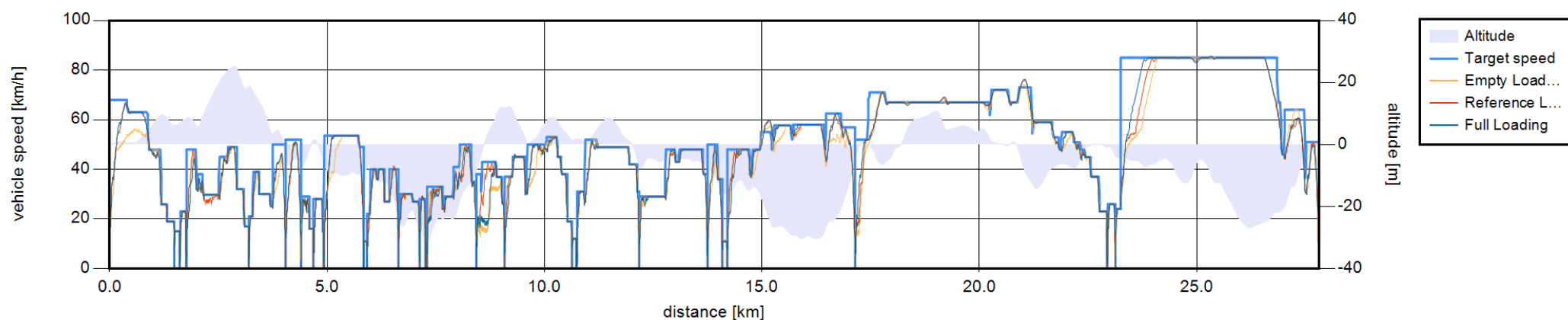


Urban Delivery



11.9t 4x2 Rigid Truck

HDV Class 2



Loading		Empty	Reference	Full	
		0.0 t	3.0 t	4.2 t	
Ø Speed		km/h	29.5	30.2	30.0
FC	l / 100 km		21.5	24.9	26.3
	l / 100 t.km		-	8.3	6.3
CO2	g / km		564.5	653.6	692.2
	g / t.km		-	219.0	166.8

