



12.0t 4x2 RigidTruck

HDV Class 2

Engine	6.9 l, 175 kW	175kW 6.8l Engine
Gearbox	6-Speed MT	Undefined

LongHaul with T1 Trailer

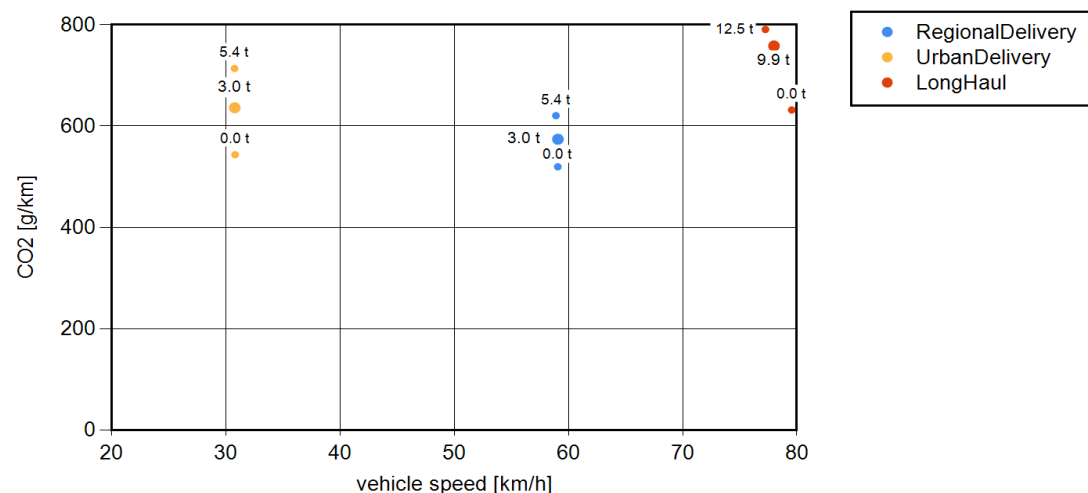
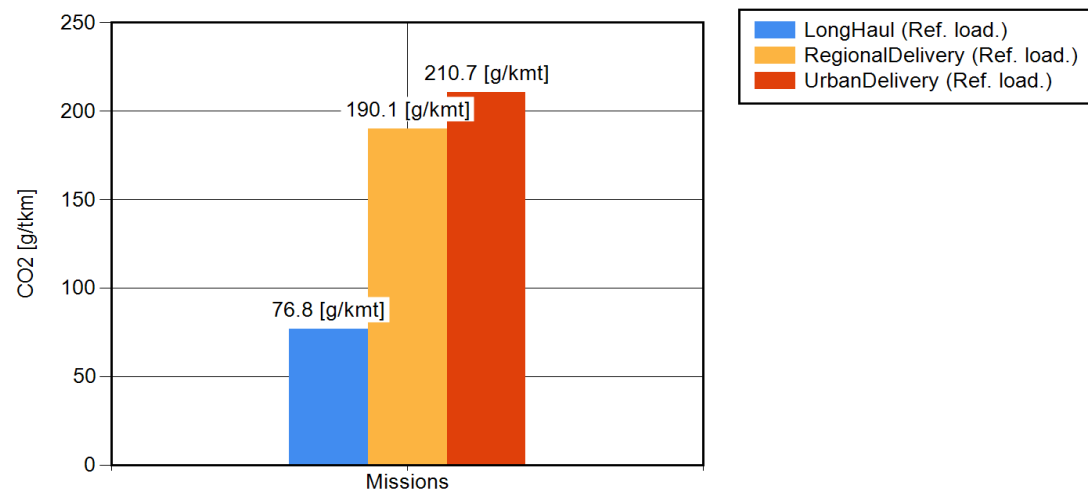
Loading	9.9 t	Ø Speed	78.0 km/h
Fuel Consumption		CO ₂ Emissions	
28.8	l / 100 km	758.1	g / km
2.9	l / 100 t.km	76.8	g / t.km

RegionalDelivery

Loading	3.0 t	Ø Speed	59.1 km/h
Fuel Consumption		CO ₂ Emissions	
21.8	l / 100 km	574.0	g / km
7.2	l / 100 t.km	190.1	g / t.km

UrbanDelivery

Loading	3.0 t	Ø Speed	30.8 km/h
Fuel Consumption		CO ₂ Emissions	
24.2	l / 100 km	636.1	g / km
8.0	l / 100 t.km	210.7	g / t.km

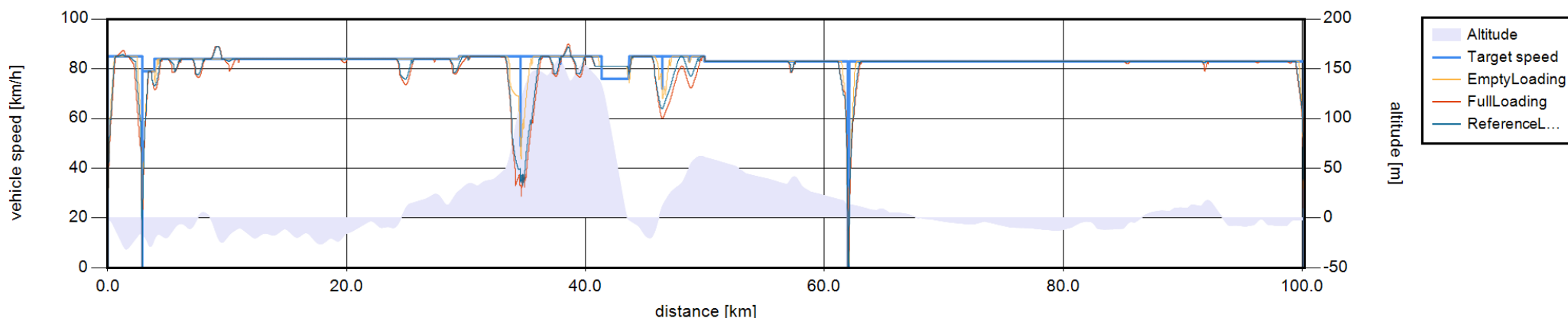


LongHaul with T1 Trailer

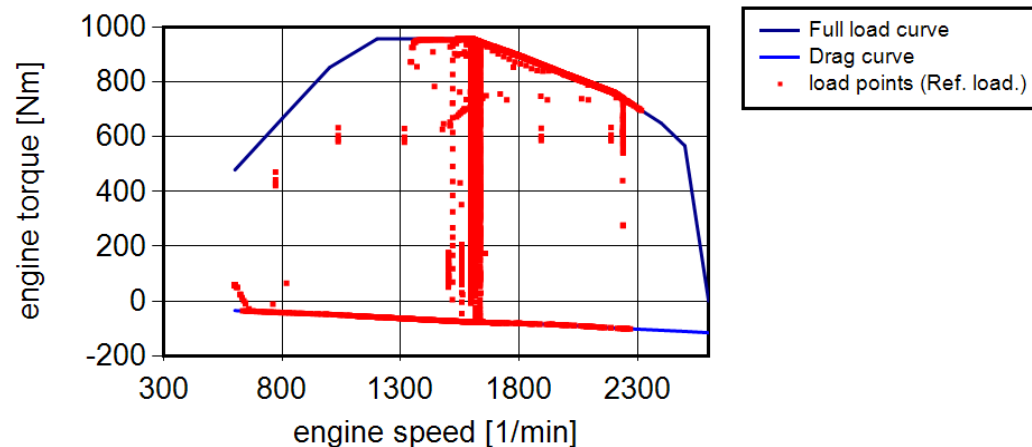


12.0t 4x2 RigidTruck

HDV Class 2



Loading		Empty	Reference	Full
		0.0 t	9.9 t	12.5 t
Ø Speed		79.5	78.0	77.2
FC	l / 100 km	24.0	28.8	30.1
	l / 100 t.km	-	2.9	2.4
CO2	g / km	631.7	758.1	790.7
	g / t.km	-	76.8	63.2

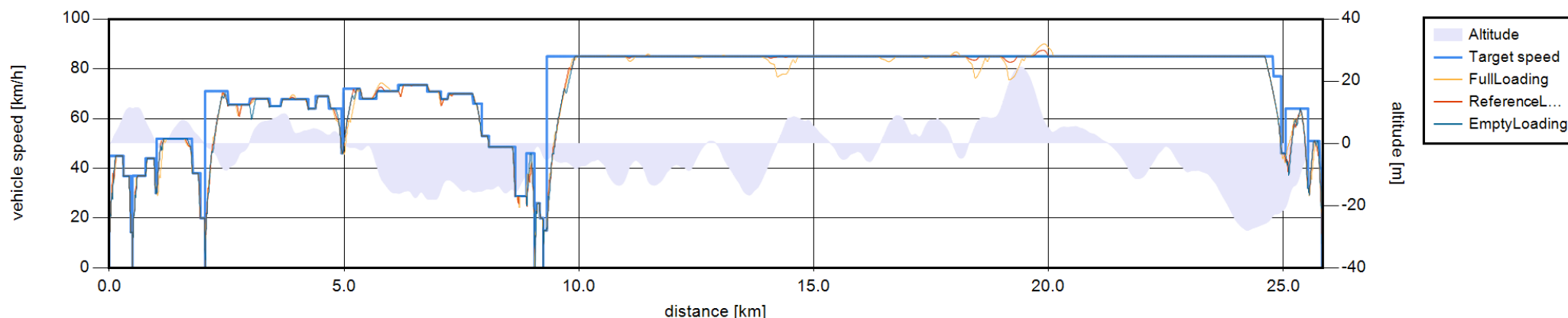


RegionalDelivery

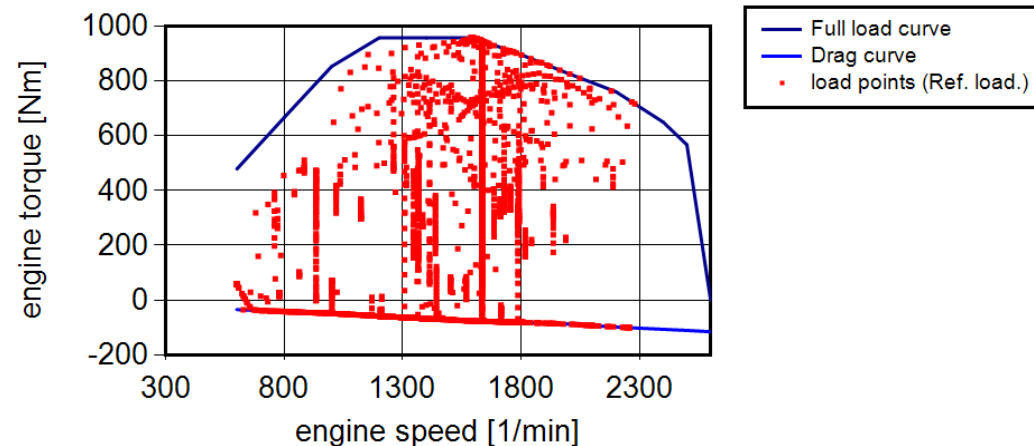


12.0t 4x2 RigidTruck

HDV Class 2



Loading		Empty	Reference	Full	
		0.0 t	3.0 t	5.4 t	
Ø Speed		km/h	59.1	59.1	58.9
FC	l / 100 km		19.8	21.8	23.6
	l / 100 t.km		-	7.2	4.4
CO2	g / km		519.6	574.0	620.5
	g / t.km		-	190.1	114.5

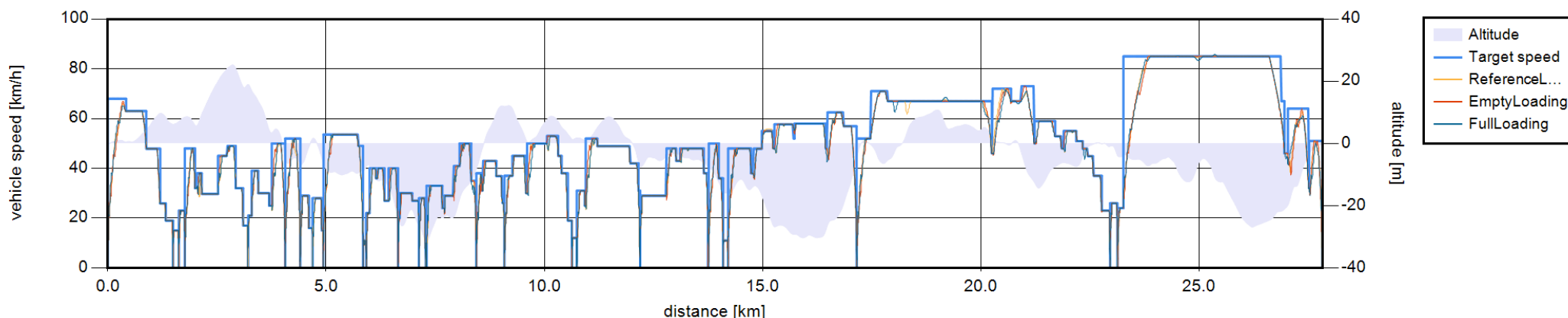


UrbanDelivery



12.0t 4x2 RigidTruck

HDV Class 2



Loading		Empty	Reference	Full
		0.0 t	3.0 t	5.4 t
Ø Speed		30.8	30.8	30.8
FC	l / 100 km	20.7	24.2	27.1
	l / 100 t.km	-	8.0	5.0
CO2	g / km	543.4	636.1	713.7
	g / t.km	-	210.7	131.7

